



Plant trailers

Designed for the rough. Thought-out down to the last detail.

www.boeckmann.com



FIRST CLASS TRANSPORT





Designed for the rough. Thought-out down to the last detail.

The passion for innovative transport solutions has been our driving force for more than 65 years. With a clear goal: Our aim is to build trailers that will make your job easier and work, no matter what. Every day. Our plant trailers are manufactured with first-class workmanship and are full of practical detail solutions – everything works to perfection. Find out more on the following pages. We hope you will enjoy it!

Klaus Böcker

Contents

Quality	04
Plant trailers	06
Machine transporters	10
Tilting low-bed trailers	14
Accessories	15
First class service	20
Even more options	21
Accessories at a glance	22
Technical specifications	23

Quality. Nothing done by halves.

Robust, safe, convenient and extremely versatile: Regardless of whether you choose a plant trailer of the BT-ST series or the track-proven high-bed plant trailers of the MH-AL series – our plant trailers offer outstanding transport safety and innovative added value. The BT-ST models come with sliding loading rails for fast loading and unloading. Vehicles and working tools can also be conveniently transported with the hydraulically tilting plant trailers of the MH-AL series. See for yourself!



Illustration shows **BT-ST 3014/27**.





Highlights of the basic version. Plant trailers.

Fully resilient and reliable: With the Böckmann BT-ST series, the transport of rubber-tyred vehicles or heavy-duty tracked vehicles is particularly easy. This is ensured by both the low loading height as well as the width-adjustable loading rails made of solid perforated sheet steel.

Overview of BT-ST model variants

L x W x H inside dimensions (mm)	Total weight (kg)
3026 x 1404 x 204	2700
3026 x 1654 x 204	2700/3500
3526 x 1804 x 204	3500
4026 x 1804 x 204	3500

Additional basic versions are shown on the following pages.
Technical details can be found in the tables on page 23.
Trailers shown may include special accessories.

NEW

Models completely redesigned
with many new detail solutions.

Folding drive-on rails

Width-adjustable to fit any track
width.



13" tyres

for a minimum loading height and therefore an
ideal drive-on angle.

Steel mudguards with anti-slip coating

for direct access to the loading area.

Full-length screen-printed floor board

for a strong and non-slip loading platform, multi-bonded, bolted and sealed.


Shovel tray

for secure placement of the shovel during transport.



Illustration shows **BT-ST 4018/35 T**
with cable winch (accessory).

Basic version. Plant trailers.



Reduced loading height (approximately 450 mm)

in combination with the long drive-on rails and the adjustable forced support, it enables a low drive-on angle of approximately 16°.




Maximum ground clearance

due to the overhead brake linkage, protected cable routing and the raised rear section. This results in a large approach angle – ideal for steeper driveways and new construction areas.




Long drive-on rails

with a length of 1600 mm and adjustable forced support. The individual drive-on rails provide optimal visibility to the rear, minimal air resistance, and practical loading options. The drive-on rails are secured with adjustable eccentric locks and silent blocks.



Drive-on rails adjustable in width

for ideal positioning and operation when loading vehicles of different sizes. The optional lifting device can be flexibly moved together with the drive-on rails. Without the lifting device, the rails can be completely pushed together.




DVarilock lashing system (lashing point certified for 2000 daN)

The practical system (TÜV certified according to DIN EN 12640) can be flexibly pivoted and locked rattle-free when subjected to load. When not in use, the lashing rings can be "recessed," allowing full use of the vehicle's interior width. The system is elevated and thus not directly exposed to dirt. Additional DVarilock rings can be retrofitted.




Step treads in front of and behind the wheel cover
for easy entry and exit.




Cover plates with anti-slip coating and axle center marking
Walkable and very stable made of hot-dip galvanized steel. The axle center marking helps when loading the vehicle to ideally distribute the loads on the trailer.



Shovel tray
at the front of the trailer, for convenient and secure storage of the shovel during transport.



Robust construction with integrated sidewall gallery and ladder rack
Massive, hot-dip galvanized steel structure with longitudinal and cross beams. The integrated sidewall gallery and ladder rack at the front and on the sides are ideal for flexibly and easily securing accessories.



Optimally positioned LED lighting
to keep in view the maximum vehicle width from the towing vehicle. Rear lights optionally also available as LED lighting.

Highlights of the basic version. Machine transporters.

The robust, tilting machine transporters of the MH-AL series are completely reliable: The hydraulic safety lifting system and the three-sided folding and removable side walls guarantee convenient and safe loading and unloading. The full-length, load-bearing screen-printed floor board and the rattle-free lashing shackles ensure safe transport of your load.

Overview of MH-AL model variants

L x W x H inside dimensions (mm)	Total weight (kg)
4300 x 2100 x 200	3000/3500
5000 x 2100 x 200	3500

Additional basic versions are shown on the following pages.
Technical details can be found in the tables on page 23.
Trailers shown may include special accessories.

NEW

Models completely redesigned
with many new detail solutions.

Eccentric locks

for securing the drive-on rails.

Folding drive-on rails

Width-adjustable to fit any
track width.

Anodised aluminium side walls

hinged and removable on three sides.

13" tyres

for an minimum loading height
and therefore ideal drive-on angle.





Full-length screen-printed floor board

for a strong and non-slip loading platform, multi-bonded, bolted and sealed.

Hydraulic lifting system

enables easy tilting of the trailer.

Sturdy upper bridge

hot-dip galvanized for high load capacity.

Illustration shows **MH-AL 4321/35** with EasyKipp hydraulic system (accessory).

Basic version. Machine transporters.



Rattle-free eccentric locks

to secure the upper bridge. Easily accessible due to the new positioning at the front of the trailer.



Drive-on angle of 17°

for easy loading and unloading. With the optionally available long drive-on rails, a flat drive-on angle of 10° is possible.



The new hydraulic lever system with hand pump

allows for easy tilting of the trailer. Thanks to the EasyHold function, unplanned lowering of the upper bridge is prevented: The upper bridge remains fixed even after unloading the vehicle until the valve is released. Optionally available with the EasyKipp hydraulic system, which allows tilting using a cordless screwdriver.



Drive-on rails adjustable in width

for loading vehicles of different widths. When folded up, the short drive-on rails provide good rear visibility and ensure low air resistance. Eccentric locks are installed on both sides to secure them during transport.



T-lashing shackles
to secure the vehicles during transport.



200 mm side wall
with eccentric locks for secure closing of the side walls.




Removable steel corner rungs
by simply loosening the fastening.



Base frame and upper bridge

The torsion-resistant, welded, and hot-dip galvanized base frame as well as the solid upper bridge with continuous longitudinal beams withstand even the toughest stresses. The wiring is optimally protected inside the longitudinal beam.



Optimally positioned LED lighting

to keep in view the maximum vehicle width from the towing vehicle. Rear lights optionally also available as LED lighting.

Basic version.

Tilting low-bed trailers.

The models of the TL-ALK series are the ultimate transport solution for smaller work machines, such as ride-on mowers. They are particularly distinguished by their tiltable loading platform, which enables efficient loading and unloading. A key feature is the sturdy, hot-dip galvanized drive-on ramp. This ramp is 500 mm long, offers a load capacity of up to 300 kg, and is equipped with a special perforation. This design effectively minimizes the risk of slipping during the loading process of small vehicles while also reducing weight and wind resistance.

For flexible and secure load securing, the models are equipped with CFlex lashing rings, which ensure individual locking of the transported goods.

Overview of TL-ALK model variants

L x W x H inside dimensions (mm)	Total weight (kg)
2100 x 1300 x 350	750
2515 x 1300 x 350	750/1350
3015 x 1500 x 350	1350/1500

Additional basic versions are shown on the following pages.
Technical details can be found in the tables on page 23.
Trailers shown may include special accessories.



Tipping device
Equipped with a gas pressure shock absorber for easy lifting and gentle lowering of the loading platform, minimizing the risk of injury.



Robust and hot-dip galvanized drive-on ramp
for the convenient loading of vehicles.



Illustration shows **TL-ALK 2513/135**.

Accessories. Original Böckmann.

The original Böckmann range of accessories offers a wide variety of options to equip every plant trailer model to suit your individual needs. Further accessories can be viewed online – or simply contact your local Böckmann partners.



Middle post (only for MH series)

provides split side walls on both sides of the trailer. Mandatory option when selecting a tarpaulin and frame construction.



Side walls 350 mm (only for MH series)

The higher side walls provide greater storage height inside the trailer.



EasyKipp hydraulic system (only for MH series)

for tilting the upper platform using a cordless screwdriver.



Tarpaulin and frame (only for MH and TL-ALK series)

for protected transport of vehicles, machines, or other goods (available for MH models upon request). The tarpaulins are available in many different colors. Individual lettering is also possible, your local Böckmann partner will be happy to advise you!



Heavy-duty jockey wheel (only for BT-ST series)

available for all models with a total weight under 3500 kg. Standard from 3500 kg total weight.



Spare wheel

For replacing a tire in an emergency.



Mechanical winch (only for MH and BT-ST series)

to assist with the loading of vehicles and machines.



Wheel shock absorbers

The wheel shock absorbers enable a smoother ride for sensitive goods, such as vintage cars.



Illustration shows MH 5021/35 T.



Illustration shows BT-ST 3518/35.


Intermediate grid (only for MH and BT-ST series)

for a continuous drive-on surface when loading vehicles and machines.




Electric winch (only for MH series)

for easier pulling of vehicles onto the loading platform.



LED rear light (only for MH and BT-ST series)

for improved visibility in the dark and as an upgrade to the full LED lighting of the car transporters.



01



02



03

Additional lashing brackets

for optimal securing of the vehicle. T-lashing brackets for MH models (01), DVariLock lashing rings for BT-ST models (02), and CFlex lashing rings for TL-ALK models (03).




Illustration shows
MH-AL 4321/35.





Illustration shows BT-ST 3016/35.

Rear steel flap 200 mm (only for MH and BT-ST series)

for securing cargo on the loading platform.



Positioning aid (only for BT-ST series)

always ensures the same position of machines and therefore an optimum support load. Made of solid galvanised steel, the positioning aid also features two additional lashing points (max. tensile force 1250 daN, TÜV certified).



Storage box

The lockable storage box with its dimensions of 500 x 250 x 250 mm and a maximum load of 20 kg is very spacious.



Shovel tray platform (only for BT-ST series)

at the front of the trailer, for convenient and secure storage of the shovel at eye level.



Illustration shows MH-AL 5021/35.



Illustration shows BT-ST 3518/35.

Grass rails 600 mm (only for MH and BT-ST series)

Three-sided, can be used when other goods besides vehicles or construction machinery need to be transported. Secures bulk materials and garden waste such as shrubs and leaves optimally in combination with an intermediate grid (custom construction also possible for TL-ALK models).




LED side marker lights (only for BT-ST series)

for increased side visibility of your vehicle and enhanced safety, especially in low-light conditions (standard on 4018 models).



LED ambient lighting (only for BT-ST series)

provides good illumination of the immediate surroundings of the trailer while reversing.



Lifting device (only for BT-ST series)

for effortless lifting of the drive-on rails.



Profi set (only for TL-ALK series)

consisting of a ladder rack and a side wall gallery, for optimal securing of goods during transport.



Aluminium chequer plate floor

can be selected to protect the underlying screen printing floor and to provide a non-slip surface.

First class service.

As a Böckmann customer you will receive personal support with many service offers directly on site. Our dense network of competent and trained Böckmann sales partners is at your disposal worldwide. They will be able to provide you with the excellent trailer advice and top-notch service you need. We have put together more information and tips for you in our online service portal:



Original part orders

Guaranteed exact fit, reliability, durability in daily use and a higher resale value. Original Böckmann parts can be purchased from your local dealer.

www.boeckmann.com/en/accessories



Repair service

Trained employees take care of all repairs and the installation of original parts if necessary. Also together with the next general inspection upon request.

www.boeckmann.com/en/services



Böckmann magazine

Read our Böckmann magazine for important information, trade fair dates and helpful trailer tips. Take a look inside:

www.boeckmann.com/en/magazineazine/magazin



Böckmann FAQs

Frequently asked questions about transport, trucks and trailers. We support you with answers so that you are perfectly prepared for your transport task.

www.boeckmann.com/en/services/faqs



Böckmann partners

Find your personal Böckmann specialist dealer at home and abroad with ease. Refer to our specialist dealer locator at:

www.boeckmann.com/en/dealer-locator

Even more options. Discover more trailers from Böckmann.

You can find more information about the
models in the brochure or at
www.boeckmann.com



Low-bed car transporter



Illustration shows **AT 4019/27**.

High-bed car transporter



Illustration shows **AH 4321/35**.

Universal low-bed transporter



Illustration shows **UT-ST 4019/35**.

Accessories.

At a glance.

	BT-ST series	MH-AL series	TL-ALK series
Wheel shock absorbers	●	●	●
Side wall with middle post	×	●	×
Side wall gallery	✓	●	●
Spare wheels and holders	●	●	×
Side walls 350 mm	×	●	✓
Grass rails	●	●	×
Ladder rack	×	●	●
Aluminium chequer plate on floor	●	●	●
Galvanised sheet steel on the floor	×	×	●
Additional lashing brackets/lashing rings	●	●	●
Countersunk lashing rings	×	×	●
Electric winch	×	●	×
Mechanical winch	●	●	×
Steel loading rails, stowable	×	●	×
Jockey wheel	✓	✓	●
Heavy-duty jockey wheel	● ¹	●	×
Shovel tray platform	●	×	×
Storage box (splash-proof)	●	●	×
Positioning aid	●	×	×
Rear steel flap	●	●	×
Intermediate grid including lifting device	●	●	×
Lifting device for drive-on rails	●	×	×
LED rear lights	●	●	×
LED side marker lights	● ²	×	×
LED ambient lighting	●	×	×
Profi set (Ladder rack and side wall gallery)	×	×	●
Flat tarpaulin/Tarpaulin and frame	×	●	●
EasyKipp	×	●	×

By adding accessories, the unladen weight (base weight) increases and the nose weight changes. This reduces the payload capacity.
You can find the complete accessory catalogue in our price list. Your Böckmann partner will be happy to advise you – friendly and competent!

1) series from 3.5 t 2) series from model range BT-ST 4018

- Available as accessory
- ✓ Standard feature
- ×

Not possible

Technical specifications.

BT-ST series Plant trailers with folding drive-on rails

Model	Superstructure inside dimensions			Total weight in kg	Payload in kg	Jockey wheel
	Length in mm	Width in mm	Height in mm			
BT-ST 3014/27	3026	1404	204	2700	2020	autom.
BT-ST 3016/27	3026	1654	204	2700	1985	autom.
BT-ST 3016/35	3026	1654	204	3500	2710	heavy-duty
BT-ST 3518/35	3526	1804	204	3500	2650	heavy-duty
BT-ST 4018/35	4026	1804	204	3500	2610	heavy-duty
BT-ST 4018/35 T	4026	1804	204	3500	2545	heavy-duty
MH-AL 4321/30	4300	2100	200	3000	2182	autom.
MH-AL 4321/35	4300	2100	200	3500	2617	autom.
MH-AL 5021/35	5000	2100	200	3500	2560	autom.
MH-AL 5021/35 T	5000	2100	200	3500	2500	autom.
TL-ALK 2113/75	2100	1300	350	750	579	-
TL-ALK 2513/75	2515	1300	350	750	564	-
TL-ALK 2513/135	2515	1300	350	1350	1106	jockey wheel
TL-ALK 3015/135	3015	1500	350	1350	1044	jockey wheel
TL-ALK 3015/15	3015	1500	350	1500	1185	jockey wheel

Your Böckmann dealer for consultation and service:



FIRST CLASS TRANSPORT

Böckmann Fahrzeugwerke GmbH 49688 Lastrup Phone +49 (0) 4472 895-0 info@boeckmann.com www.boeckmann.com

[f facebook.com/anhangensterklasse](https://www.facebook.com/anhangensterklasse) [@ www.instagram.com/boeckmannfahrzeugwerke](https://www.instagram.com/boeckmannfahrzeugwerke) [📺 boeckmann.com/youtube](https://www.youtube.com/boeckmann.com/youtube)